



# Midway USA Tune Up

Find us at... [www.midwayusancrs.org](http://www.midwayusancrs.org) (Ctrl click on all links)  
Or on Facebook at Midway USA Chapter NCRS

Inside This Issue:	Page	Inside this Issue:	Page
Chairman Ramblings	1-2	Victory in the Valley Info	11-13
NCRS Events Calendar	2	Swap-N-Shop	14-15
Did You Know?	2	Chapter Minutes	16-17
Judging Chairman - Dave Houlihan	3	Midway USA Events Calendar	18
December Tech Article— Dave Houlihan	3-9		
Just for Fun!	9	Membership Application	19
Christmas Party Invite	10	Midway USA Chapter Merchandise for Sale	2



## Chairman Ramblings — Rick Smiley

Hope everyone had a terrific Thanksgiving with family and friends. By the time you read this if you are like me, all the leftover Turkey is GONE!!!!

Our annual Christmas Charity Christmas Party is scheduled for December 14<sup>th</sup>, at Dale Green's HOA clubhouse. Dinner starts at 6pm, more information and Directions in the newsletter.

I am HAPPY to say all the Chapter officers have been re-elected to serve another year in their respective positions. But our famous secretary has tendered his resignation effective in July. So someone will be needed to fill his very big shoes.

At our November meeting

we decided on a new charity. That charity is Victory in the Valley. On November 12<sup>th</sup>, Dallas Keller and myself presented a check for \$500.00 to Alma Hammer and Eunice May, both are on the Board of Directors. Elsewhere in the newsletter will be a brief history of Victory House.

Tony Stein our Regional Representative is working with Joan Burnett on getting our new charity approved for matching funds. The problem is the deadline to apply for approval on a new charity was October 1<sup>st</sup>.

One last thing and this has bothered me for some time. The other day I received a call from a gentleman wanting information on someone to restore his

Father's 57 Corvette. In talking with him he made the statement he did not want a bunch of people with little mirrors looking over his car! Believe it or not I was speechless! I mean I had nothing. I gave him the name of a person that I would trust with our cars, but he said that was too far away. I invited him to our January meeting. After I hung up I could not get his statement out of my mind. IS THIS REALLY WHAT PEOPLE THINK OF US!!! And how do we change this perspective.

In closing I want to thank all of our members for making MIDWAY USA the BEST DAMN CHAPTER IN KANSAS!

That is all I have for 2024.

(Continued to Page 2)



## Just for Fun—Dallas Keller

(Continued from Page 1)

Beverly and I want to wish everyone a Very Merry Christmas and a Happy New Year.


Rick Smiley



## Did You Know?

In this year, Corvette wanted to produce their fastest vehicle, and the popular film Home Alone also came out.

- A. 1989
- B. 1990
- C. 1991
- D. 1992



(Answer on Page 9)

## NCRS Events Calendar

(National & Local)

NCRS web site <http://www.ncrs.org>  
then click on the Events link.

Or click the [underline link](#) for registration  
then enter your NCRS Forum credentials  
then click the event to register

2024

Dec 14 Chapter Christmas Party

2025

Jan 11 Chapter Meeting

Jan 15-18 Florida Regional—Melbourne, FL

Feb 8 Chapter Meeting

Mar 8 Chapter Meeting

Apr 3-5 Carolinas Regional—Clemson Univ., SC

Apr 12 Chapter Meeting

May 1-3 Arizona Regional—Glendale, AZ

## Midway USA Chapter of NCRS, Inc. Established January 28th, 2009 Officers & Committee Chairs

Chairman	Rick Smiley	(316) 729-8388
Vice-Chairman	Seth Paulsen	(623) 229-2555
Secretary	Jim Coote	(316) 789-0005
Treasurer	Dallas Keller	(316) 200-4125
Judging Chair	Dave Houlihan	(316) 682-9729
Events Coordinator	Mike Rowley	(316) 708-2016
Newsletter Editors	Kerri Keller & Jim Coote	
Membership Chairman	Mike Rowley	
Historian & Zoom Director	Dale Green	
Region VII Director	Tony Stein	(816) 753-1500
Chairman Emeritus	Kurt Geis	
Region Director VII Emeritus	Dave Ewan	

## Midway USA Chapter Merchandise

Midway USA Name Tag

\$7.00 + tax for either magnetic or pin type

Can be purchased at Apple Graphix

2429 W Douglas Ave (316) 942-5426

**Published by:**  
Midway USA Chapter of NCRS, Inc.  
13502 W. Rolling Hills  
Wichita, Kansas 67235  
[info.midwayusa@midwayusancrs.org](mailto:info.midwayusa@midwayusancrs.org)

**Newsletter Editors**  
Kerri Keller and Jim Coote

**Chapter Web Site**  
<http://www.midwayusancrs.org>



**Davis-Moore  
Chevrolet**  
8200 W. Kellogg  
Wichita, KS  
(316) 749-4000

Proudly sponsors  
Midway USA Chapter  
of NCRS

## December 2024—Questions and Answers - Your NCRS Discussion Board - Judging Chairman

Ah winter... when young folk's fancy turns to judging points. Actually, come to think of it, my fancy has never thought about judging points. Well, "what ifs?" on judging do come up now and again, so let's wander around a bit.

As NCRS members, your Technical Discussion Board is a prime benefit. Got a technical question - a wealth of information is at your fingertips. Got a technical problem? Post a new question or search TDB archives. Our ADP group has been testing new Tech Board software. No firm date as yet, but you might come across those tests on a Google search. Current software has been around quite some time, so this updated Board should be an improvement.

Under "Sticky Threads" is quite a comprehensive "Database of Restoration Documents". Currently this DIY help is over 200 articles. Got a problem? Look here.

Our Tech Board also gets judging questions. "How many points lost for this or that?" You'll get answers (sometimes even correct!), but many times you, the owner, can make a reasonable estimate on your own.

### Technical Discussion Board Links:

Top row of drop down menus - ABOUT US, JOIN, SERVICES, STORE, CLASSIFIEDS, HELP

That drop down menu under SERVICES has "Renew Membership", "Technical Discussion Board", "On-Line Classified Ads", "Coming Events", "Publications", "Historic Document Service", "Judging Awards", "Change Your Address", "NCRS Lingo Defined", "Chapter Membership Join or Renew", "Reset Password", "Print Membership Card", and "NCRS Member Memorial Wall".

That drop down menu under "Judging Awards" has two entries: "Judging Score Sheets", and Chapter Awards Program".

Judging Score Sheets available for download cover Chassis, Exterior, Interior, Mechanical, Operations, a PV (Performance Verification) Scoresheet and a Scoring Summary sheet. Sheets for both Flight Judging and Concourse for all years currently judged by NCRS. (No PV on Concourse).

Download these sheets to evaluate your car. Sheets, plus your Technical Information Manual and Judging Guide, put you on track.

You have Resources available.

Dave Houlihan





In addition to weld, glue, and rivets, our Corvettes are held together with nuts and bolts. This tech is about those threaded components, and how to address some problems you might run into. Not about choosing components - grade, ARP vs Department Store bolts, etc. Just some information that might help.

In general your going to have Imperial (inch), Metric, or a Mix of fastener types on your car. First, second, and early third generation Corvettes have mostly Imperial/inch fasteners. Fourth generation will have mostly metric fasteners. Expect post C4 Corvette to be entirely metric.

Later third generation Corvettes were in a transition period. About 30-40% of fasteners on my 1980 are metric.

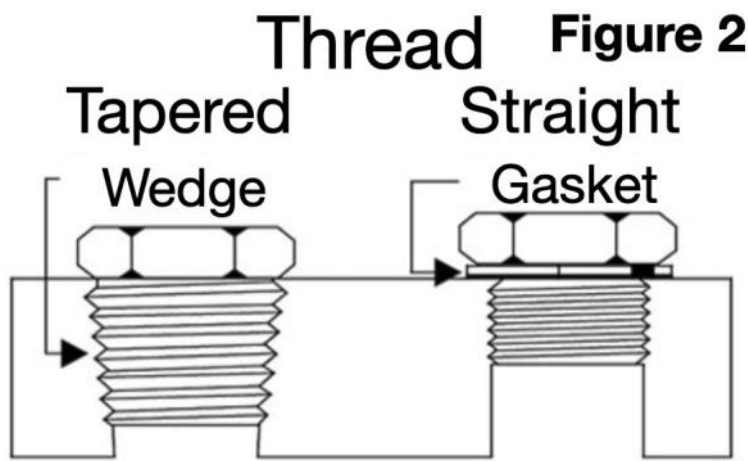
Ok, so what's metric on my C1? Answer: your spark plugs and threads for same in your cylinder heads. Chevrolet switched to metric plugs in early 1930's. Your socket wrench was imperial, but those threads are metric.

Figure 1 is a couple of thread gauges. Imperial bolts are TPI or threads per inch. Metric bolt gauges show "pitch" - number of millimeters between teeth. For example a spark plug might be "14X1.25" - 14mm diameter with threads having a distance between teeth of 1.25mm.

Another thread type we see on our cars are pipe threads - fluids. Typically, that fuel line into your carburetor has pipe threads. There are LOTS of different types of pipe threads. Basically two styles - "Tapered" and "Straight". Figure 2.



Figure 1



With "Tapered thread " fluid seal is provided by threads themselves.

Tapered pipe threads generally are going to have Teflon tape or some sort of paste to aid sealing between those threads.

With "Straight thread", fluid seal is provided by a fastener pushing on a gasket or fastener compressing two components together. Figure 3 shows inlets for a Holley carburetor. Straight threads compressing flared end of pipe into seat on carb. When our TIM&JG say "no Teflon tape/sealer was used by factory" - no tape was used because it was not necessary for a seal.

(Continue to Page 5)



(Continued from Page 4)

Figure 4 shows some engine bling with AN (Army/Navy) plumbing. AN connectors are "Straight" Imperial thread.

So much for what they are. Figure 5 is typical of our initial problem - how to get it apart. Creeping Oil or "KROIL", Induction Heating, and spray penetrants are all go to approaches. (FYI: some folks swear by a homemade penetrant with a 50/50 blend of automatic transmission oil and acetone. Your mileage may vary).




Figure 4

### AN (Army/Navy) Plumbing



### Getting Things Apart

Figure 5




Figure 3

### Flared Connector

All else fails - a strong arm approach - long wrench and just twist until something breaks.

For you well heeled types, Figure 6 is an induction heating tool. High heat will generally break anything loose. (You folks that RED LOCTITE things together - that bottle fine print that says "heat to remove" - this is what they're talking about. BTW: Much safer than a propane torch around fiberglass.)

With our fastener free, clean up begins - Figure 7. Mechanical: wire brush, abrasive tumbler, sand blasting, etc. work. Those Fig 7 hand clamp tools don't work on many things, but they can hold a fastener to a wire wheel and keep your fingers out of harm's way. (Small, hand held, fasteners seem to get knocked from my hand and launched somewhere never to be seen again.) Chemical: CLR, Evapo-rust, etc. do a pretty good job at removing rust.

Restoring threads: Rethreading sets (Figure 8) are inexpensive and very useful. Most come with tools to restore common Imperial coarse & fine, and Metric threads.

RESTORE threads, not make new threads. Figure 9 compares these repair/restoration tools to "Tap & Die" tools used to make new threads.

(Continue to Page 6)





(Continued from Page 5)



Restoration, we're just trying to clean things up. Those tools are less aggressive and less fragile. Particularly true of taps. Taps are very hard, they need to be to cut new threads. That hardness has a price - taps are brittle. Far too easy to snap a tap off in a hole you're trying to thread. Now you have a real problem. That Tap is much harder than your drill bits. How to get it out - more later.

Figure 10 for you frugal types (or if your set doesn't have what you need), take a three-corner file and cut a sharp edge/groove into a bolt. What these repair tools do is clear out rust, dirt, and crud from threads. That sharp edge you made clears out debris and gives it somewhere to go.

Of course, if your bolt has a bugged up (technical term) threads at shanks end, then you can't get a repair tool (or a die for that matter) to start without cross-threading. Figure 11 has one of those repair tools that goes on past any damaged threads allowing you to spin bolt

(Continue on Page 7)





(Continued from Page 6)



or tool around for your repair. Problem is access to fastener. No room to operate that tool, and worse, you're using a thread file for repair.

Figure 12, again for you well heeled types, are examples of split die repair tools. These die go past damaged threads and are held together by springs, O-rings, hinges, etc. (depending on vendor). Ratchet wrench/socket and damage is repaired as tool is drawn past damaged section. Not cheap, but a time lifesaver for mechanics dealing with damaged wheel/tire studs.

Taps: Again for making new threads - not best for thread repair. Figure 13 shows three tap styles. Tap taper relates to material, hardness of what you're making threads in, and configuration of bolt hole. Harder material will thread easier with long tapered threads (8-10) - as tap gradually cuts into material reducing stress on tap. A bottoming tap is used when you need threads cut deeper into a hole.





(Continue to Page 8)






(Continued from Page 7)



So, despite knowing risk, you're using a tap to clean out some threads and it's broken off - stuck in a hole Figure 14. YouTube is awash with videos on how to extract broken taps - some may actually work. One simple solution (that might work) is an "Extractor" Figure 15. With three or four prongs (depending on tap configuration) and prongs in tap's gaps, just back tap out using a wrench.



If your, and YouTube efforts both fail, then next step likely will involve a machine shop. I always thought removal of this kind of stuff involved an "EDM" machine. My 1980 has an aluminum Dana 44 rear end. Transverse rear springs on 1980-1982 Corvette are affixed to differential carrier with three bolts. One of those bolts had snapped off flush with carrier. (And yes, my 1980 had a hard life - currently it's been relaxing in my shop.) I took it to a machine shop and requested an "EDM" removal of said broken bolt.

Turns out what I was needing was a "MDM" machine. EDM or Electrical Discharge Machining use a non-conductive fluid in conjunction with an electrode to remove metal. Metal is vaporized and removed via fluid. MDM or Metal Disintegration Machining use a spark erosion process or basically destructive cutting. Broken bolts, taps, drills, reamers, etc. are quickly removed using a

MDM. Not that an EDM won't work, but MDM is faster and least expensive.



(Continued from Page 8)

With broken bolt gone, next step was repair. Figure 16 shows a HeliCoil installation. (Several vendors here, HeliCoil is one option). Machine shop drilled out remnants of old internal thread, then a tap for new HeliCoil, HeliCoil insert, and good to go. (I had my machine shop drill out and HeliCoil those other two bolt holes. Steel bolts in aluminum, plus a little road salt equals a battery - equals corrosion.)

Hanging by a Thread - Long way around to say Merry Christmas! This time of year has me hanging on by a thread as well.

What **CHRISTMAS** might have looked like say 60 years ago. Look how far we have come. 8-track, cassette tape, compact disc, MP3 & iPod, and now THE CLOUD.




### Did You Know? answers

(Continued from Page 2)

In this year, Corvette wanted to produce their fastest vehicle, and the popular film Home Alone also came out.

- A. 1989
- B. 1990
- C. 1991
- D. 1992



THIS CHRISTMAS CALL WARDS FOR THAT...

*Talk of the Town*  
CAR STEREO  
4 and 8 Track  
**79.95**

Enjoy the sounds of Christmas in stereo right in your car!

Special Holiday priced 4 and 8-track car tape player provides hours of enjoyment with the music you want to hear! Completely automatic—just insert cartridge and the stereo does the rest! No threading or rewinding! Plays all 8-track cartridge tapes, 4-track help-paks, 4-track singles.

Wide-range speakers for real stereo sound. Allow your stereo to deliver "living" stereo. Eight ohm impedance. Speaker grilles can be painted to match car interior. Necessary wiring included.

Flush-mount speakers. Designed for under-surface of back panel, doors, rear shelf, side walls. Set of four 5-inch speakers with grilles. 61 T 6402—Ship. wt. 3 lbs. Set 8.95

Dual solid state 12 transistor hi-fi amplifier for high music output of 8 watts per channel. Controls: \* loudness, \* 4-B selector, \* tone, \* off, \* channel selector, \* separation. Chrome-plated case, wood-grained front panel. Tape not included. 61GT16630—Wt. 10 lbs. Reg. \$90, now 79.95

Surface-mount speakers. Mount almost anywhere. 11x4 1/2x2 1/2 in. high. Set of 2 rectangular. 61 T 6601—Ship. wt. 3 lbs. Set 8.95

Supreme flush-mount speaker system. Fits into a space only 1 1/2 in. deep. Blends right into car interior. Full-energy 4 C.c.c. magnets. Kit consists of two 5 1/2-in. speakers, chrome-plated grilles, wiring. 61 T 6811—Ship. wt. 4 lbs. Kit 14.95

Riverside 4-track stereo  
SAVE \$10 **49.95**

A new, small player for car, truck, boat or camper. Mounts under dash, on floor hump, in glove compartment. Twin hi-fi amplifiers with 12 transistors. Controls for balance, tone, loudness. 61A551x2 1/2 in. high. For 12-volt neg. ground. Wt. 10 lbs. 61 GT 16641—Reg. \$60, now 49.95

12 WARDS... WRITE TO NEAREST WARDS HOUSE FOR FREE TAPE CATALOG

# MERRY CHRISTMAS

## Midway USA Chapter Christmas Party

### Chili Cookoff

**December 14, 2024 Doors open at 5:30 Dinner at 6:00**  
**Dale Green's HOA Club House**

#### Club Will Provide

Shredded Cheese, Crackers, Corn Chips, Dill Pickles, Diced Onions, Sour Cream, Catsup, Jalapeno Peppers

Variety of diet & non-diet soda and water

Plastic ware including plates, bowls, cups & utensils. Also napkins.

#### Members Provide

Favorite **Chili** or other type of soup to share

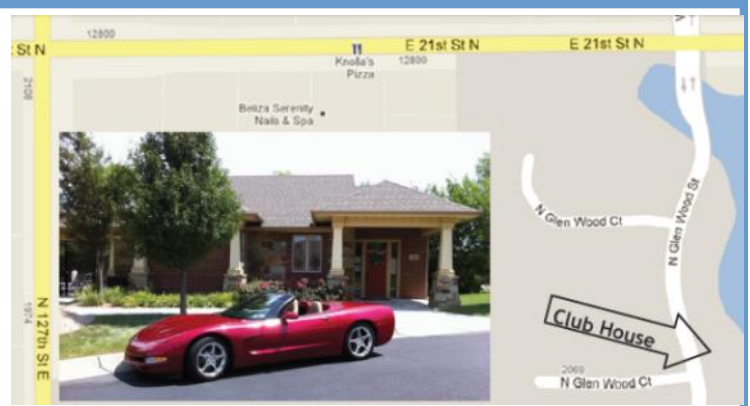
Appetizer or dessert to share

Beverage (can be alcohol) if you have a favorite other than the beverages provide by the club

Corvette to show off in parking lot

#### **Directions**

2050 N Glen Wood ST, Wichita KS, 67230  
Starting from N. E. K96 & 21st North  
Go east on 21st ST  
Go past 127th ST approx. 1/3 mile  
Turn Right (south) into Reeds Cove  
Go two blocks and turn left into club house





# OUR HISTORY

In 1982, Lois Thomi was diagnosed with a rare and aggressive form of breast cancer. The difficult months of chemotherapy and radiation treatments that followed were a time of fear and loneliness because she felt no one understood what she was going through. The turning point came when a former cancer patient offered Lois encouragement. It was this act of caring that prompted her to start this organization in 1983 with the help of her daughter, Diana.

Beginning in her living room as one small local cancer support group, Victory in the Valley (VV) has expanded its services with the goal of providing practical assistance, encouragement and spiritual support. The Lodge at Victory in the Valley was purchased in 1986 to provide lodging for out-of-town patients who were receiving medical treatment in Wichita. Since that time, VV has served patients from over 350 cities in KS. Since 2007, lodging assistance is offered through a negotiated VV rate at specific hotels. A referral from the cancer patient's oncologist is required. VV has grown into a comprehensive cancer support organization serving patients and families, providing over 100,000 support contacts annually.

Through the generosity of others, all support services are provided at no charge. Lois retired in 2003 and her daughter, Diana, began serving as Executive Director.

On May 13, 2013, our beloved VV Founder went home to be with the Lord. The ministry of Victory in the Valley continues as a loving tribute to Lois who always shared how important it is to reach back with encouragement and hope to others still going through the cancer journey.



### VICTORY HOUSE STAFF



Diana Thomi RN, BS  
FOUNDER & PRESIDENT



Eunice May  
EXECUTIVE DIRECTOR



Alma Hammer  
ASSISTANT DIRECTOR  
VOLUNTEER COORDINATOR

### BOARD OF DIRECTORS

		Search
*Diana Thomi, R.N., B.S.	* Denotes Executive Board Founder & President /Victory in the Valley, Inc.	President





# Victory in the Valley

*Deb Robelli, R.N., EMT-P	Cosmetic and Reconstructive Surgery Center	Chairman
*Mark Gehrler	Business Development , PuroClean	Vice Chairman
*James Dunning, Jr.	CPA, ICT CPA	Treasurer
*Lindsey Wasinger	Community Relations Director; Fugate Enterprises, Inc.	Secretary
*Cheryl Cooper	Community Volunteer	
*Tim Farrell	President, RST Ventures, Inc.	
*Peter Jonas	President, Center Industries Corporation	
Cindy Carnahan	Founder & CEO, The Carnahan Group ReeceNichols South Central Kansas	
Chris Dakhil, M.D.	Medical Oncologist, Cancer Center of Kansas	Community Advisory Committee
Jeremy Deutsch, MD	Medical Oncologist, Cancer Center of Kansas	Community Advisory Committee
Carmen Dick	Personal Trainer	
Janet Eldridge	TE Lewis & Associates, LLC	
Todd Farha	President, Channelside Capital	Community Advisory Committee
Paula Fulgham, R.N., O.C.N.	Chief Nursing Officer, Cancer Center of Kansas	
Tim James	President, PuroClean	
Jeff Kice	Technical Sales, Kice Industries, Inc.	
Joey Krsnich	President, ICT Health Insurance	
Logan Overman	Deputy General Counsel, Koch Industries	
Michael Schwanke	KWCH 12 Anchor/Eyewitness News	Community Advisory Committee

## Victory In The Valley

3755 E Douglas Ave  
Wichita, KS 67218  
Tel: 316.682.7400

### Business Hours

Monday-Friday: 9:00 AM to 4:00 PM  
Closed on weekends

Women's Boutique: by appointment only

## MENU

- Home
- About/History
- Support Groups/Activities
- Services
- Donation
- Volunteers
- Contact
- Women's Weekend
- East/West Walk

## SOCIALS



DISCLAIMER: This Website is for support & information purposes only, and does not provide medical or legal advice. The support resource information on this site is not intended to be a substitute for professional medical advice, diagnosis, or treatment. Always seek the advice of your physician or other qualified health provider with any questions you have regarding a medical condition. Never disregard professional medical advice or delay seeking it because of something you have read on this website. This site includes links to direct access to cancer resource Internet sites, Victory in the Valley, Inc. is not responsible for the content or information contained on those sites. If this site violates copyright or protected data, it was done so unintentionally.  
Please email Victory in the Valley at: [info@victoryinthevalley.org](mailto:info@victoryinthevalley.org) and that information will be removed.



## Swap-N-Shop Wanted

### Unloved Corvette Wanted

I know that the C3 body style, particularly the plastic bumper ones are the ugliest and most unloved Corvettes of all time. Underpowered, uninspired styling, boring, I've heard it all. Regardless, I love the C3 body style and want to learn more about them by purchasing, repairing, preserving and then working thru the NCRS judging system. Many of you know I have had a 1981 for 20 years, and this summer I purchased a 1979 that had been sitting untouched for years. It has been so fun learning the differences between my 1981 and this 1979 and the nuances of each car. If you know of a 1974-1982 Corvette that has been sitting unloved in the garage, let me bring it back to its former glory. The prior owner of my 1979 has been thrilled to see her baby back on the road again and earning awards as I have kept her updated with the progress from unloved to Top Flight. Thank you for any leads!

Brad Hillhouse

402-730-6898

BradHillhouse@yahoo.com

I am looking for any dealership memorabilia pertaining to the 1978 Corvette Pace Car. Last year I purchased a pace car from the original dealership that had never sold it since new. I am looking for items that would have been used at the dealership as part of advertising and giveaways as part of the 1978 model year. This could be anything from a 78 key chain to a Chevrolet Corvette dealership poster. There are thousands of items that were also used as promotions and sold to the public as part of the 1978 Indy pace car hysteria that were not dealership specific. Magazine or newspaper articles, license plates, 1978 Indianapolis 500 items, toy cars, booze decanters, etc. I am not picky! Any 78PC advertising is also of interest to me for my collection.

I am interested in anything!

Send pics and price to [bradhillhouse@yahoo.com](mailto:bradhillhouse@yahoo.com) or call/text 402-730-6898

As part of my ongoing research into C3 Corvettes, and especially the plastic bumper cars from 1973-1982, I am looking for factory glove box items and dealership memorabilia. Specifically: owners manuals, tire & battery pamphlets, wheel mounting & jack cards, dealership sales paperwork, build sheets, tank stickers, warranty books, Protect-O-Plates, etc.

I am betting that you have some paperwork that you didn't let go when you sold your Corvette 20 years ago, and now you don't want or need it, but won't throw it away cause "somebody might want this". Well, you found me! I will add it to my library and use it to help write better judging manuals in the future.

What do you have? I might need it! I am interested in nearly anything for plastic bumper Corvettes!

Send pics and price to [bradhillhouse@yahoo.com](mailto:bradhillhouse@yahoo.com) or call/text 402-730-6898



### Services Available

National NCRS member, Lindsey McElhaney (60247), has the capability to remove C3 broken headlight mounting screws and repair threads in the lid. If you are in need of this service, contact Lindsey at 316-641-5138 for more information.



## Swap-N-Shop For Sale

### FOR SALE:

Gas Tank Anti-Squeak Pads for C2/C3 - Thick like factory originals, 2 & 3 inches wide Pair \$20.00 plus shipping.  
Call Dallas Keller (316) 200-4125

Set of 4 NOS Valve Stem Extensions for '68-'73 PO1 and PO2 Hubcaps \$200 per set plus shipping  
Call Dallas Keller (316) 200-4125

### Hard to Find:

Headlight Washer "Y" 1969 only  
Nice Reproductions \$20.00 plus shipping  
Call Dallas Keller (316) 200-4125



Auto Twirler Corvette Rotisserie and Body Cart Includes the optional short center sections and wheels. Rotisserie is red and body cart is black. Both are powder coated. \$3000.00 firm. Pick up in Wichita, KS.  
Dallas Keller (316-200-4125)



Shown with Optional AT-CV-WHEEL-ASSY Assembly Wheel Set

1 Gallon of DuPont Lucite Acrylic Lacquer Paint. DuPont Code 2930L  
1959 Corvette Crown Sapphire Turquoise  
1 full gallon - Mixed on 10/07/1982  
\$100.00  
Kent - (316) 393-2192

## Swap-N-Shop For Sale

4 NOS Goodyear Eagle GS-CR Radial Tires for C4 Corvette

2 are P255/45ZR17 both dated 2201

2 are P285/40ZR17 dated 4500 and 4400

Pick up in Wichita, Kansas

\$700/ set of 4 **Price Reduced Need Gone**

Call Dallas Keller (316) 200-4125

316-200-4125

## Swap-N-Shop Wanted

Looking for original 1992-1996 factory Corvette C4 exhaust. I bought a 1994 with an exhaust system that had been modified by the prior owner and I am trying to put it back to stock. From the factory, the entire "cat back" portion of the exhaust was one big welded system all the way back to the mufflers. I don't need the exhaust manifolds or catalytic converters or O2 sensors. Prefer the 92-96 version with the black rectangle exhaust tips as shown in this photo.

Brad Hillhouse 402-730-6898

[bradhillhouse@yahoo.com](mailto:bradhillhouse@yahoo.com)



## Meeting Minutes - Midway USA Chapter of NCRS, Inc.

Minutes prepared by Jim Coote-Secretary

The November 2024 monthly meeting was held on the 9th and called to order at 9 AM by our chapter Chairman, Rick Smiley. There were 23 members in attendance, including 8 by way of Zoom. What would we do without the Zoom process, and that's all to the credit of our IT guy, Dale Green. Again, thanks Dale, from all of us.

Rick acknowledged Tony Stein's attendance via Zoom by asking him to take the podium first. Tony gave us a recap of events that he has had since last meeting, including a discussion with Bob Demmel of Texas concerning ways to encourage NCRS members who do not belong to their local club to try them out by advertising and giving them extended membership. We do need to do something because the current membership is getting old! Just ask the secretary of this club! Tony commended the Smiley's, Keller's and the Houlihan's for all their attendance at various club's judging activities. Those include Nebraska, Oklahoma and Texas.

Rick passed around a PCV hose mount from the rear of the cylinder case from an early '63. His question was to see if everybody, or anybody, knew what it was. The real question should have been, why does this look so much different than most 63's? The reason I act so smart is because it came off of mine and I didn't know why mine looked so different than what you can buy to replace that mount for the PCV connection. The answer, which Rick figured out, was that mine came from an early '63 and later they just used a hose, no metal mount, to connect to the PCV. Wasn't that informative?

Dallas Keller, our esteemed club treasurer, revealed that our bank account now held \$4,164.42 after he reimbursed Rick for his recent award ribbons purchase. Also, Mike McFarland paid two years' worth of dues which probably excited Dallas to no end. Hope he didn't take Kerri to dinner that night. And why does Mike pay two years at a time? I haven't paid mine yet cause it ain't due till January. And I don't know if I'll be here then? Oh, to be young again. That thought never crosses your mind at Mike's age.

Rick tried to discuss the nominations for next years' officers, but he got nowhere. No one volunteered for any of the four jobs, nor did they recommend anyone else for the prestigious offices. However, it was pointed out that the Secretary is retiring next July as he informed the club 2-1/2 years ago of his intent. Maybe that's why he keeps letting Jo Houlihan get a feel for the wonderful opportunity that is available to her.

We had a short discussion on how much we should contribute to a charity this year and to whom. There has been some discussion in the past about switching our contribution to another charity, but no decision has been made until this meeting. \$500 was suggested for the amount and Rick and Dallas were going to check to see if Victory in the Valley would be approved by NCRS and would qualify for their matching contribution. Tony Stein will check with Joan Burnett to see if she can help to get this charity approved for this year.

Rick reminded us that our December meeting will be our Christmas party, and it will be held at Dale Green's community club house, December 14<sup>th</sup>. Time, meal donations and directions will be coming in early December. A start time of 5:00 PM and chili for the meal was talked about, but you better wait for the final determination before preparing for this wonderful event. See you there.

Mike McFarland of the Nebraska Chapter, or should I say, The President of the Nebraska Chapter, was asked to tell us about the recent "Last Blast Judging Event" in Lincoln, NE. He sounded a little resistant, but Dale Green insisted that he tell us what most of us missed. The insistence by Dale got Mike energized I guess, because he began with, "Fantastic Time"! He added that they have "awesome committee club members". He also appreciated the members of our club who made the trip up for their meet held in one of the hangars of Duncan Aviation.

(Continued on Page 17)



## Meeting Minutes - Midway USA Chapter of NCRS, Inc.

Minutes prepared by Jim Coote-Secretary

(Continued from Page 16)

Dallas & Kerri attended the Frisco, Texas Regional again this past mid-October and were asked to update the group. Their response was, "nice facility, good food, 30 Flight Cars, good regional". They have been going for the past 15 years so guess it's kinda, "old hat". I've been twice and I agree with their brief report. You know how I like brief reports! Wish I knew how to write one!

Mike McFarland added to the Keller's report since he was down there too, trying to get his car PV'd. Apparently, he had a little difficulty with his ignition switch, but they allowed him 15 minutes to fix it. You'd think they'd know something about fixing C-2 problems in less than 15 minutes if they are judges of these collectibles. But you know what, Mike found somebody wandering around with an extra C-2 ignition switch in his pocket! Wonder what he got for it. Bet Mike was willing to pay anything since he was already in debt bringing his car all the way down from Nebraska. Short story shorter, Mike passed with the Keller's moral support and the quick action of Gary Neimanis and Craig Stephan tracking down the ignition and a couple of Iowa guys that then installed it. Mike said that Bill Calorico, the '66 Team Leader, is very fair "and approachable"! What in the world does it mean if someone is approachable, especially when you are talking about an NCRS Official? Can they be bought? Are they Republican or Democrat? How do we know? Maybe I'm just too inquisitive for this job.

Tony Stein chirped in about the KC & St Louis regional, to be held next July, 16<sup>th</sup> thru the 19<sup>th</sup>. It's in Springfield, Missouri and motel rates are fixed at \$129 which includes breakfast. That's apparently all Tony is interested in cause that's all he told us. Oh no, wait. You can begin registering in January for the event.

Gene Holtz, Judging Chair in Oklahoma was asked to update us, which he briefly did. He said their elections, like ours, were due. They are planning on having a Judging meet in Tulsa next May and they are currently working on finishing their plans for next year. That kinda sounds familiar, doesn't it?

Dallas had Dale show us some slides of the ZR1 which was totaled and now being restored. The owner's son took it for a ride and totaled it. Doesn't look like any of us would like to be included in the process. My step son, the older one, not Cris, took mine out shortly after De and I married, and I was waiting in the driveway when he returned home. It was not wrecked, but we still had quite a conversation about his helping himself to my keys. Actually, it wasn't a conversation as it was only one of us doing the talking. Can't imagine what I would have said if my car looked like the one Dallas has been showing us.

Rick, trying to cover everything before he turned the meeting over to Dave Houlihan, our Judging Chairman, asked both Anthony Middendorf and Stephen Simmons how their cars were coming. Both have them, or pieces of them, in faraway places so their updates are probably by phone, which I sometimes have trouble believing. When mine was being painted in Ark City, I was down there every week checking on it. Most of the weeks all I saw was someone sanding on it. I told the owner that if "that guy keeps sanding on my car, I won't have enough money left to paint it"! I won't tell you how it turned out.

With that, the meeting was over at 10:30 and immediately Dave started talking!

2024

Dec 14 Chapter Christmas Party—Dale Green’s HOA Clubhouse

2025

Jan 11 Chapter Meeting

Jan 15-18 Florida Regionals—Melbourne, FL

Jan 23 Attitude Adjustment

Feb 8 Chapter Meeting

Feb 27 Attitude Adjustment

Mar 8 Chapter Meeting

Mar 27 Attitude Adjustment

Apr 3-5 Carolinas Regional—Clemson Univ, South Carolina

Apr 12 Chapter Meeting

Apr 24 Attitude Adjustment

May 1-3 Arizona Regional—Glendale, Arizona

May 10 Chapter Meeting

May 22 Attitude Adjustment

Jun 14 Chapter Meeting

Jun 26 Attitude Adjustment

Jul 12 Chapter Meeting

Jul 16-19 Kansas City/St. Louis Regional—Springfield, MO

Jul 24 Attitude Adjustment

Aug 9 Chapter Meeting

Sep 7-11 NCRS National, South Pointe Casino, Las Vegas, NV.

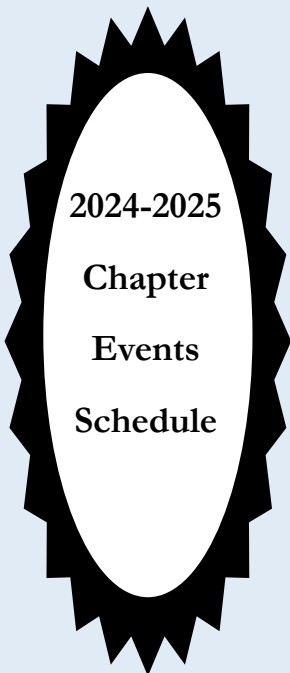
Sep 13 Chapter Meeting

Oct 11 Chapter Meeting

Oct 23-25 Texas Regional—Frisco, TX

Nov 8 Chapter Meeting

Nov 13 Chapter Christmas Party







Date \_\_\_\_\_ NCRS Member # \_\_\_\_\_

National Corvette Restorers Society  
**Midway USA Chapter of NCRS**  
<http://www.midwayusancrs.org>  
**Membership Application**

Member \_\_\_\_\_

Address \_\_\_\_\_ City: \_\_\_\_\_

State \_\_\_\_\_ Zip: \_\_\_\_\_ - \_\_\_\_\_ Email: \_\_\_\_\_

Home Phone \_\_\_\_\_ Mobile \_\_\_\_\_

List of Corvettes:

Year	Color	Style	Additional Comments for Corvette
_____	_____	_____	_____
_____	_____	_____	_____

Restoration Experience (if any) \_\_\_\_\_

\_\_\_\_\_

**Midway USA Chapter of NCRS in Wichita, KS**

promotes the enjoyment, preservation and restoration of Chevrolet Corvettes.

We meet the 2nd Saturday of each month, 9:00 a.m. at All States Home Improvement  
9436 West Kellogg Drive

The National Corvette Restorers Society is a non-profit hobby group of thousands of families dedicated to the restoration, preservation, history and enjoyment of Corvettes. Membership in the National Organization is required in order to join local chapters. Below is the website for the National Organization.

The NCRS has organized Local Chapters around the world. Local Chapters provide the opportunity to meet NCRS Members in your region who share your love of Corvettes and the restoration and enjoyment of these fantastic cars. Chapters hold local events such as Judging Meets, Judging Schools, Road Tours and occasional social events.

If you wish to get the total NCRS experience you need to belong to one or more Local Chapters. The NCRS membership is made up of people who join for the cars and continue for the wonderful friends they have made. The easiest way to be part of that experience is through membership in Local Chapters.

Chapter Membership Dues:

Midway USA Chapter of NCRS (\$25.00) \_\_ Check # \_\_\_\_\_ Cash \_\_\_\_\_

Nat'l NCRS Membership is Required. Register by Internet <http://www.ncrs.org/services/membership>

Nat'l NCRS Membership is **\$60.00** Register by Phone (513) 760-6277

Mail this application and check written to **Midway USA Chapter NCRS:**

Dallas Keller - Midway USA Treasurer  
13502 W. Rolling Hills  
Wichita, KS 67235-8230  
(316) 200-4125

