



Midway USA Tune Up

Find us at... www.midwayusancrs.org (Ctrl click on all links)
Or on Facebook at Midway USA Chapter NCRS

Inside This Issue:	Page	Inside this Issue:	Page
Chairman Ramblings	1	Oklahoma Judging Meet	12
NCRS Events Calendar	2	Swap-N-Shop	13-14
Did You Know	2	North Central Regional	15-16
Just for Fun	2	Meeting Minutes	17-18
Tech Session—Restoration Process for 3 Console Pieces	3-9	North Central Spring Chapter Meet	19
2025 Corvette Zora	10	Midway Events Calendar	20
		Membership Application	21
NCRS February Update	10-11	Midway USA Chapter Merchandise for Sale	2



Midway USA Chapter Meeting
March 11, 2023
9:00 am
Davis-Moore Chevrolet

Chairman Ramblings- Rick Smiley

Can anyone believe that March is here already?

By the time you read this the Florida Regional will be over and I am in hopes that those attending will have some photos and stories about the event. Casey did give me a call and said there were 44 cars for judging. The class he usually judges had 2 no shows but he said he had plenty to do. Casey is the only one I have heard from, so we should have a lot more information on the 11th.

I was reading an article on the Corvette they are calling the ZORA. There was an artist rendering of the new car and I must say it is really something to look at. I am in hopes that Kerri can get the artist

rendering in the newsletter. From what I have read Horsepower will be @ 1000. This is achieved by adding turbos and an electric motor up front. It is said it will be competing with the Ford GT 40's which translates in to HIGH Dollar, 200k or more. Is it me or does the C8 continue to be getting even more and more unaffordable for the average Corvette owner?

At our next meeting we will be discussing our annual All Corvette Car Show for Charity. Also I am in hopes of another mind teasing tech class by Dave. And we may have an interesting Corvette quiz, so bring your thinking caps. No pressure Dale!!

Finally, Oklahoma Chapter will be hosting a Judging

School and Judging meet in Stillwater, OK on April 29. This is closer than either Tulsa or Oklahoma City, so just a short drive to a great meet. These are always fun events and if you have not been to one, you are missing a good time. For members that are interested in the judging process, this would be a good event to attend. I will send out a notification when the event goes on line.

Sorry folks, it has been a slow month and, as the saying goes "That is all she wrote".

Rick Smiley
Chairman






Did You Know?

1. What does the “T” in T-Top stand for in the C3 generation?
2. Why were aluminum wheels unavailable from 1973-1976?
3. True or False: Myron Scott, who named the Corvette, also invented the Soap Box Derby Race.

(See Page 7 for Answer)



NCRS Events Calendar

(National & Local)

NCRS web site <http://www.ncrs.org> then click on the Events link.

Or click the [underline link](#) for registration then enter your NCRS Forum credentials then click the event to register

2023

- Mar 11 Chapter Meeting
- Mar 23-25 Tucson Regional - Tucson, AZ
- Apr 8 Chapter Meeting
- May 13 Chapter Meeting
- Jun 1-3 Pittsburg Tri-State Regional—Altoona, PA
- Jun 3 Midway USA All Corvette Car Show
- Jun 8-10 North Central Regional—Rochester, MN
- Jul 8 Chapter Meeting
- Jul 23-27 National Convention—French Lick, IN
- Aug 12 Chapter Meeting

**Midway USA Chapter of NCRS, Inc.
Established January 28th, 2009
Officers & Committee Chairs**

Chairman	Rick Smiley	(316) 729-8388
Vice-Chairman	Seth Paulsen	(623) 229-2555
Secretary	Jim Coote	(316) 789-0005
Treasurer	Dallas Keller	(316) 200-4125
Judging Chair	Bev Smiley	(316) 729-8388
Events Coordinator	Mike Rowley	(316) 708-2016
Newsletter Editors	Kerri Keller & Jim Coote	
Membership Chairman	Mike Rowley	
Historian & Zoom Director	Dale Green	
Chairman Emeritus	Kurt Geis	
Region Director VII Emeritus	Dave Ewan	

Midway USA Chapter Merchandise

Midway USA Chapter Banner
 Sizes Available 10” x 20” 13¼” x 23½”
 2’ x 5’ \$25 min order requirement
 X-Press Signs & Graphics
 5830 W. Hendryx Ave. Wichita, KS 67209
 (316) 613-2360 Call for current pricing

Midway USA Name Tag
 \$7.00 + tax for either magnetic or pin type
 Can be purchased at Apple Graphix
 2429 W Douglas Ave (316) 942-5426

Published by:
Midway USA Chapter of NCRS, Inc.
13502 W. Rolling Hills
Wichita, Kansas 67235
info.midwayusa@midwayusancrs.org

Newsletter Editors
Kerri Keller and Jim Coote

Chapter Web Site
<http://www.midwayusancrs.org>



**Davis-Moore
Chevrolet**
8200 W. Kellogg
Wichita, KS
(316) 749-4000

Proudly sponsors
Midway USA Chapter
of NCRS

Technical Article – Restoration process for Forward Fiber Optics Insert, Wiper Control Area, and Console Top by Kerri Keller

I'm going to start this article by saying that if I can write a Tech Article, then any of you should be able to do the same. Dallas and I are restoring both a 1969 and a 1970 Corvette convertible. Although the 1970 restoration was started several years before we even obtained the '69, due to an opportunity to squeeze the '69 into a spot that opened up with the painter, we stopped working on the '70 and worked diligently to get the '69 separated, stripped and ready for paint. Because we didn't really have the room for the body and chassis to be separated, we decided to get the '69 to a point where we could put the body back on the chassis. So, while the car was being painted, we restored the chassis and had it ready for the body when we got it back from paint. Forward several months, the '69 has been reunited and is now ready for the interior. This is basically the same point where the '70 was left several years ago. So, this brings us to the point of this article.

Supplies needed for the restoration of the forward fiber optics insert, wiper control area, and the console top:

1. Existing Wiper Control Unit—since this part seems to not be reproduced, you need an original one. (See Figure 2)
2. Existing Forward Fiber Optics Insert (See Figure 1)
3. Existing Console Top—although this part is reproduced, you need an original one if you are going to restore it. (See Figure 3)
4. A container that will hold each piece so that you can completely submerge them in order to remove the old paint. I used a plastic tray (See Figure 4) and a 3 gallon metal coffee can.
5. Gloves—I highly recommend using gloves, however for the purpose of the pictures, I am not wearing gloves.
6. Lacquer Thinner (enough to cover all pieces).
7. Something to cover each container so that the lacquer thinner doesn't evaporate.
8. Stiff brushes to help get the paint out of the grooves.
9. Cardboard to lay Console top and Wipe Control Unit on while painting and drying.
10. A 2x4 with holes drilled to fit the forward fiber optics insert's prongs
11. Black Etching Primer.
12. Semi-flat Black Paint.
13. Small container to hold small amount of Lacquer Thinner. (See Figure 7)
14. Popsicle stick—I cut mine at a slight angle on one end so that it was comfortable to hold and I didn't have to hold it perpendicular. (See Figure 7)



Technical Article – Restoration process for Forward Fiber Optics Insert, Wiper Control Area, and Console Top by Kerri Keller (Continued)

15. 6-7” strips of cloth the width of the popsicle stick (I used an old sheet. Make sure there are no strings that can drag across areas where you do not want to remove paint.) (See Figure 7)

16. Masking Tape. We taped off outer rim and Gear Plate Location on the Console Top. (See Figure 5)



Figure 1—Original forward optics insert



Figure 2—Original Wiper Control Unit



Figure 3—Original Console Top




Figure 4—Wiper Control Unit soaking in tray

Restoration Steps:

1. Inspect your items to restore to insure there are no cracks or damaged areas. Repair if necessary or find another part.
2. Wash each item with Dawn to get rid of dirt and grim. Let dry.
3. Place each item into its designated container. Cover the item with Lacquer Thinner. Cover the container with lid or top with a piece of cardboard to slow evaporation of Lacquer Thinner.



Figure 5—Stripped Console Top. Outer edge is taped off as well as the Shifter Plate Location. The Vent lever slots are not taped off.



Figure 6—Stripped Wiper Control Unit.



4. Let soak overnight, or until old paint comes off fairly easily.
5. Scrub the rest of the paint off with a stiff brush. Be careful not to scratch exposed chrome areas.
6. Once the old paint has been removed, use a clean rag dipped in Lacquer Thinner and wipe off each item to remove paint residue. Do not touch with your fingers. Handle with a clean rag. Let dry. (See Figures 5&6)
7. Place the Wiper Control Unit and the Console Top on separate pieces of cardboard. Place the Forward Fiber Optics Insert into the holes drilled in the 2x4.
8. **Important: Complete one piece at a**

time. Drying time depends on the temperature and humidity. So drying times listed are approximate.

9. Spray each piece with Black Etching Primer. Avoid drips and runs. Let dry 5-10 minutes.
10. Using the popsicle stick and a strip of cloth, wrap the cloth around the end of the popsicle stick holding cloth with thumb and forefinger. (See Figure 8 & 18)
11. Dip the end of the wrapped popsicle stick in Lacquer Thinner in small cup. Dab excess on rag.



12. Holding popsicle stick upright, center on rim from which you want to remove the paint. Gently move the popsicle stick back and forth keeping it centered on the rim. Hold the cloth end with other hand or stuff between thumb and forefinger. (See Figure 8&9) Note: You can only remove appx. 1” of paint before you have to reposition the cloth on the popsicle stick and redip in Lacquer Thinner and dab on rag. (See Figure 9) Continue this

Figure 10—This is what my cloth looks like after removing paint



times. It is best to go perpendicular to the direction of the letters. (See Figure 11)

14. As soon as you have all the primer removed from the item, you need to paint the item with Semi-Flat Black Paint. This is the paint we use. (See Figure 12) Be careful not to drip or run the paint.



Figure 12—Semi-Flat Black Paint

process until you have removed all the paint on the rim. With a new section of cloth, dip and dab one more time and go around the entire rim to remove any paint residue.

13. The procedure is the same to remove the paint from the words/letters. (10-12) Be sure to keep the center and one edge of the popsicle stick on the letters at all




Figure 11—Removing paint from letters.

15. Let the paint dry 10-15 minutes. Repeat steps 10-13.
16. As soon as you have the 1st coat of paint removed from the item, you will need to give it a 2nd coat of paint.
17. Let the paint dry 10-15 minutes. Repeat steps 10-13.
18. Let dry a couple of days before installing.

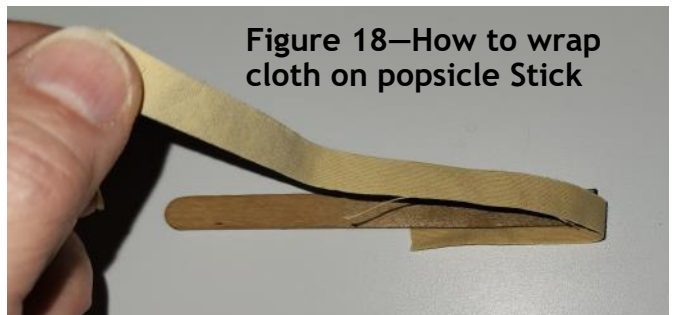


Figure 18—How to wrap cloth on popsicle Stick



Figure 13—Completed Forward Fiber Optics Insert



Figure 14—Completed Wiper Control Unit

It took us 2 days to complete two sets of the 3 pieces, one set for each car. If you take your time removing the primer and paint, you should have really nice looking pieces. A week or so prior to us restoring these pieces, I read a Face Book post where someone was too scared to restore his own pieces. He had found a guy in Australia that restored them. The way I see it, if you goof up, just remove the paint and start over. I would have been a lot more scared to ship my non-replaceable pieces to Australia and then have them shipped back to the U.S. without being lost or broken. Give it a try!

Speaking of giving it a try, how about trying to write an article for the newsletter? I know you can do it!




Figure 15—Painted Console Top



Figure 16—Removing Paint from Console Top



Figure 17—Completed Console Top (Glare is bad and can't see all of the chrome.)

NEW 2025 CORVETTE ZORA

WOULD YOU BUY ONE?



NCRS February Update

70th Anniversary Display at the National Corvette Museum

The recent change in leadership at the NCRS has led to uncertainty as to whether the display of NCRS cars at the National Corvette Museum to celebrate Corvette's 70th Anniversary is still on. In recent discussions with museum President Sharon Brawner and museum Board Chairman Kai Spande, they have made it clear that the museum remains very interested in recruiting highly-regarded NCRS Corvettes for this display. The plan has changed a bit as NCRS will be working with museum staff to select the cars for the display rather than NCRS having complete control of the display as earlier envisioned. It is our understanding that at least 50 NCRS members filled out applications to have their Corvettes considered for this display. Unfortunately, we have been unable to obtain copies of those applications. So, if you are still interested in having your car considered for this display (or if you have not previously applied but would like to have your car considered) we ask that you apply for the 70th Anniversary Display at the NCM using the link below. Vito Cimilluca, our newly-appointed Region III Director, will be working with the museum staff to review your applications and select the cars for display.

<https://www.forums.ncrs.org/register/event-subscription.php>

This link will take you to the "Event Registration Forms" page on the NCRS website. Scroll down to find the event entitled "70th Anniversary Display at NCM", click on that and fill out your application. We look forward to hearing from you.

(Continued on Page 11)



(Continued from Page 10)

Town Hall Meetings

We will be conducting Town Hall meetings at our Regional events to discuss recent changes on the NCRS Board and answer members questions. We plan to do this at each of the Regionals beginning with Florida right up to the Convention in French Link, and beyond if needed. To the extent possible, we will try to record these meetings and share them with those of you unable to attend.

What is the NCRS Foundation?

The late, past NCRS President Gilbert Scrivener conceived the idea of establishing within the NCRS a focus on education through a scholarship program, and a program to secure important archival materials held by NCRS members. When established in 2005, the NCRS Regional Directors appointed Joan Burnett as the Foundation Chair and Bill Sangrey as the Archives Director. Currently the Foundation's Board of Director's are Joan Burnett—President, Jim Loughlin—Vice-President, Bill Sangrey—Secretary, John Tidwell—Financial Officer, and Gary Chesnut, Mike Johnson, and Mark Tully as Foundation Board members. Since 2008 the NCRS Foundation has presented 177 scholarships totaling \$271,500 to NCRS members, their children, grandchildren, and great-grandchildren.

The Email Blast

The careful reader will note that this email was delivered by a service named SendinBlue rather than Constant Contact. NCRS's account with Constant Contact was rendered inaccessible to NCRS due to actions of the prior NCRS President following her resignation. We apologize for the delay in timely communication regarding recent events.

NCRS National Convention

Registration is now open for the French Lick, Indiana Convention. We have a great location and registrations are coming in well for a very successful convention. You can register at <http://www.forums.ncrs.org/register/event-subscription.php>.

Tucson Regional

The NCRS Southern Arizona and Northern California Chapters invite NCRS members and their guests to attend the Tucson Regional to be held March 23-25, 2023 at the Casino Del Sol Resort located at 5655 W Valencia Road, Tucson, Arizona 85757. Registration Ends March 2nd.

Altoona Regional

Altoona Regional Hosted by Pittsburgh Chapter NCRS. Bliar County Convention Center, 1 Convention Center Drive, Altoona, PA 16601. All cars judged indoors, climate controlled, operations in covered parking garage, Convention center surrounded by beautiful mountains. Judges breakfasts, lunch buffet and Saturday Banquet offered by the convention centers own "World Class Chef". Easy access from major interstate. Registration Ends May 5th.

North Central Regional

The 2023 NCRS North Central Regional Meet will be held in Rochester, Minnesota. Rochester is located 80 miles south of Minneapolis/St. Paul on US Hwy 52, just north of I-90. Judging will be held at the Graham 1 Arena an indoor 20,000 sq. ft. facility located on the Olmsted County Fairgrounds, a 1.5-mile drive from the host hotel, the Best Western Rochester Mayo Clinic.

OKLAHOMA CHAPTER SPRING JUDGING MEET

On Saturday April 29th the Oklahoma Chapter NCRS will hold our annual spring judging meet at Larry Witt's building at 4100 W. Lakeview in Stillwater, OK. It is a central location between Tulsa, OKC, and Wichita and there will be a cruise from each location on Saturday morning. The judged cars will be set up inside Friday the 28th to be ready for our 9:00 AM start time on Saturday. As of now I have 2 cars to judge, a 1958 and a 1960 and the possibility of more if we have enough judges to handle the load.

The schedule for the weekend is

Friday: Set up cars inside along with judging supplies

Saturday: Cruise from Tulsa - contact Rob Wilson

Cruise from OKC - contact Gene Holtz

Cruise from Wichita - contact Rick Smiley

If you are coming from out of town and want to stay Friday or Saturday night there are 3 close by hotels. I will not be setting up a host hotel but will list them in the registration form. Arrival time is 8:00 to 8:45 with donuts when you get there.

Judging School will start at 9:00 AM

Flight Judging will start by 10:00 AM

Lunch Break with PIZZA around 12:00

Finish judging and tabulation with awards when all completed by approximately 3:00 PM

When I get the registration online at the NCRS coming events, event registration page I will have Mike email everyone to register. There will be no cost to be a judge, but we do have a \$50:00 fee to have your corvette judged to cover supplies. I will also have a judge's sign up sheet at the March and April Oklahoma Chapter club meeting's. Chapter judging is about learning about your car and the judging process, When I assign judging teams there will be one experienced judge with one novice judge so we can all learn. So mark your calendar and please consider joining us in Stillwater as you will have a great time a maybe learn a little bit about old Corvette's in the process.

Gene Holtz (10606)



This is not the car being judged.

Swap-N-Shop Wanted

Unloved Corvette Wanted

I know that the C3 body style, particularly the plastic bumpers ones are the ugliest and most unloved Corvettes of all time. Underpowered, uninspired styling, boring, I've heard it all. Regardless, I love the C3 body style and want to learn more about them by purchasing, repairing, preserving and then working thru the NCRS judging system. Many of you know I have had a 1981 for 20 years, and this summer I purchased a 1979 that had been sitting untouched for years. It has been so fun learning the differences between my 1981 and this 1979 and the nuances of each car. If you know of a 1974-1982 Corvette that has been sitting unloved in the garage, let me bring it back to its former glory. The prior owner of my 1979 has been thrilled to see her baby back on the road again and earning awards as I have kept her updated with the progress from unloved to Top Flight. Thank you for any leads!


Brad Hillhouse

402-730-6898

BradHillhouse@yahoo.com

Did You Know Answers (Continued from Page 2)

1. What does the "T" in T-Top stand for in the C3 generation?
The "T" stands for Targa Top. The original design wanted all Targa, but the a Center bar was later determined to be needed,
2. Why were aluminum wheels unavailable from 1973-1976?
The wheels were unable to hold air. The same issues arose in 1963 when aluminum wheels were first introduced
3. True or False: Myron Scott, who named the Corvette, also invented the Soap Box Derby.
True



Swap-N-Shop For Sale

FOR SALE:

Gas Tank Anti-Squeak Pads for C2/C3 - Thick like factory originals, 2 & 3 inches wide Pair \$20.00 plus shipping.
Call Dallas Keller (316) 200-4125

1968 Only Wheel (1) K18 5 13 AG—\$150

Set of 4 NOS Valve Stem Extensions for '68-'73 PO1 and PO2 Hubcaps \$200 per set plus shipping
Call Dallas Keller (316) 200-4125

Hard to Find:

Headlight Washer "Y"
1969 only
Nice Reproductions
\$20.00 plus shipping
Call Dallas Keller
(316) 200-4125



1 Gallon of DuPont Lucite Acrylic Lacquer Paint. DuPont Code 2930L
1959 Corvette Crown Sapphire Turquoise
1 full gallon - Mixed on 10/07/1982
\$250.00
Kent - (316) 393-2192

Swap-N-Shop Wanted

Looking for original 1992-1996 factory Corvette C4 exhaust. I bought a 1994 with an exhaust system that had been modified by the prior owner and I am trying to put it back to stock. From the factory, the entire "cat back" portion of the exhaust was one big welded system all the way back to the mufflers. I don't need the exhaust manifolds or catalytic converters or O2 sensors. Prefer the 92-96 version with the black rectangle exhaust tips as shown in this photo.
Brad Hillhouse 402-730-6898
bradhillhouse@yahoo.com



Services Available

National NCRS member, Lindsey McElhaney (60247), now has the capability to remove C3 broken headlight mounting screws and repair threads in the lid. If you are in need of this service, contact Lindsey at 316-641-5138 for more information.

Bowtie Breast Cancer Awareness Pins \$5.00 each





2023 North Central Regional Meet JUNE 8 - 10, 2023



Hosted by the North Central Chapter

The 2023 NCRS North Central Regional Meet will be held in Rochester, Minnesota. Rochester is located 80 miles south of Minneapolis/St. Paul on US Hwy 52, just north of I-90. Judging will be held at the Graham 1 Arena, an indoor 20,000 sq. ft. facility located on the Olmsted County Fairgrounds, a 1.5-mile drive from the host hotel, the Best Western Rochester Mayo Clinic. This is the same hotel and judging field that we used for the 2014 & 2016 Regional Meets. **Look for the registration online!** If you need a paper registration form, please contact Lyn Miles (info below). PLEASE NOTE that if you want to order a shirt, all orders need to be in by May 1st, 2023.

There will be paved, outdoor parking for trailers and tow-vehicles at the parking lot near the arena Thursday morning through Sunday morning at 8am. A photo will be taken of each car prior to check in at the arena. Car wash facilities will be available just outside the Graham 1 Arena.

For lunch on Friday and Saturday, the Chapter will have sandwiches, drinks and chips brought to the judging field. For Judges and Tabulators, lunch is provided. For Car Owners, Observer Judges and all other participants, lunch can be purchased as part of registration. Tables and chairs will be available in the arena for your use. If you choose not to purchase a lunch, there are a variety of lunch options a short drive away. **Please note, no other food is available for purchase onsite at the Graham Arena.**

Registration will be available at the Graham Arena lobby on Wednesday, June 7th from 2pm – 5pm and on Thursday, June 8th from 8am-3pm.

HOST HOTEL RESERVATIONS & INFO: Best Western Rochester Mayo Clinic, 1517 16th Street SW, Rochester, MN 55902. Phone: 507-289-8866. Rooms have been blocked under code "NCRS" until June 1, 2023 at a rate of \$119 per night for 2 Queen or 1 King bed, or \$129 for 2 Queen or 1 King bed Poolside room.

JUDGING FIELD: Graham Center Arena #1, 1570 Fairgrounds Ave S.E., Rochester, MN 55904
The Graham Center Arena will be locked overnight.

SATURDAY BANQUET: Empire Event Center, 1517 16th Street SW, Rochester, MN 55902 (at host hotel)

For registration & general information: Lyn Miles, phone: 952-465-1682
email: Lyns58vette@yahoo.com

For judging information: Chris Enstrom, phone: 651-503-4165
e-mail: chris.enstrom@hotmail.com



2023 North Central Regional Meet JUNE 8 - 10, 2023



Hosted by the North Central Chapter

WEDNESDAY **June 7, 2023**

2:00 PM – 5:00 PM **Meet Registration/Information Booth Open**—Graham Arena Lobby

THURSDAY **June 8, 2023**

8:00 AM – 3:00 PM **Meet Registration/Information Booth Open**—Graham Arena Lobby
Performance Verification – by appointment
9:00 AM – 4:00 PM **Operations Checks**—Large surface lot NW of Graham 1 Arena
9:30 AM – 4:00 PM **Photo Session**—Outside of Graham Arena
9:30 AM – 4:00 PM **Flight Judged Corvettes Moved Inside** —Graham 1 Arena
5:00 PM – 6:00 PM **Judging School** — Grand B and Grand C (attached to hotel)
6:00 PM – 8:00 PM **Welcome Reception Dinner** (Italian Buffet)—Royale Ballroom (attached to hotel)

FRIDAY **June 9, 2023**

7:00 AM – 7:45 AM **Judges and Tabulators Breakfast/Meeting**— Royale A (attached to hotel)
8:00 AM – 4:00 PM **Information Booth Open**—Graham 1 Arena
8:00 AM – 8:15 AM **Judges Meeting**—Graham 1 Arena/Judging Floor
8:15 AM – 8:30 AM **Judged Car Owners Meeting**— Graham 1 Arena
8:15 AM – 8:30 AM **Observer Judges Meeting**—Graham 1 Arena
8:30 AM – 4:00 PM **Flight Judging**—Graham 1 Arena
9:30 AM – 3:00 PM **Advanced Judging School**—Graham 1 Arena
12:00 PM – 12:45 PM **Lunch**—Graham 1 Arena
Dinner on your own

SATURDAY **June 10, 2023**

7:00 AM – 7:45 AM **Judges and Tabulators Breakfast/Meeting**— Royale A (attached to hotel)
8:00 AM – 4:00 PM **Information Booth Open**—Graham 1 Arena
8:00 AM – 8:15 AM **Judges Meeting**—Graham 1 Arena
8:15 AM – 8:30 AM **Judged Car Owners Meeting**— Graham 1 Arena
8:15 AM – 8:30 AM **Observer Judges Meeting**—Graham 1 Arena
8:30 AM – 4:00 PM **Flight Judging**—Graham 1 Arena
9:30 AM – 3:00 PM **Advanced Judging School**—Graham 1 Arena
12:00 PM – 12:45 PM **Lunch**—Graham 1 Arena
Approx. 4:00PM **Release of Judged Corvettes**—Graham 1 Arena
6:00 PM – 7:00 PM **Social Hour** — Royale A (attached to host hotel)
7:00 PM – 9:00 PM **Dinner and Presentation of Awards**— Royale Ballroom (attached to hotel)

PLEASE NOTE: We have the judging field (arena) reserved from **Wednesday afternoon** until **Sunday** morning at 9:00am. If you want to leave your Corvette inside Graham 1 arena until Sunday morning, that is OK. The arena will open up Sunday at 7:30am for you to remove your car. Please email Chris Enstrom @ chris.enstrom@hotmail.com to inform us of your desire to either bring your car early or leave your car inside until Sunday morning.

Meeting Minutes - Midway USA Chapter of NCRS, Inc.

Minutes from the February 11, 2023 Midway USA NCRS Chapter meeting

The February 2023 monthly meeting was held on the 11th and called to order at 9:01 A.M. by our chapter Vice Chairman, Seth Paulsen. There were 29 in attendance, including 10 by way of Zoom. It appears that Zoom is getting more attractive all the time! Probably because you can stay in your PJ's.

Old and New Business:

Seth Paulsen called the meeting to order by welcoming everyone in attendance, including the Zoom participants. That was a change to our usual opening ceremony and don't ask me why because the next voice I heard was that of our Chairman, Rick Smiley, and he began by welcoming everyone! I know I have not been in attendance for a while, but why the change? Has Rick forgotten how to start the meeting and he was just following Seth's lead, or is he just breaking Seth in? Rick looked at me with a grin on his face as though he was pleased with Seth's performance.

Rick asked Dallas Keller to introduce a guest who was on Zoom whom he had met on the phone recently. Dallas asked Edmund to tell his audience "what you got". You know, that's really all we care about; "what you got" in the way of Corvettes! Well, Edmund told us he had a '68 Vette with 26,000 miles on it. It's an L89 4 speed with all matching numbers. Sounds like he's found the right Corvette club! He now lives in Hollister, MO after spending most of his life in OK. He is a member of NCRS and is needing to get to work on his Vette which is why he called Dallas, our local C3 expert, looking for information. Edmund's last name is Sipols.

Rick noticed that Steve Simmons joined us from Newton this morning and brought with him a visitor. The problem is I didn't get his name, so bring him again next month Steve. Thanks. (Jim, his name is Gary Roth.)

Stan Schield from Montezuma also joined us via Zoom and of course Rick had to ask him if he had bought anything lately. Now get this. Stan's answer was, "no, not since October"! When it comes to Vette's, I haven't bought one since December 1972! Now that's what I'd call, "nothing recently".

Next up was our Events Chairman, Mike Rowley, because he was asked if there was any club event in the near future. Mike's answer was that there was nothing coming up soon, except the AAH which will be on the usual 4th Thursday of February. If you haven't tried it, do so. You'll be surprised how it adjusts your attitude. Or, if you'd rather just keep your same ole attitude, then do so and we'll live with it too!

While Mike had the floor, he updated us on our current membership, which is 37 members have paid this year's dues. We have not heard from 6 who have yet to renew.

Next up was our Treasurer, Dallas, who reported that currently we have \$3,771.75 in the bank, which of course includes our savings. This is after depositing 3 dues and the results of the shirt sale. Dallas has filed the Fed's form 990. Your guess is as good as mine as to what's involved with that. If it's anything like a form 1040, I don't want to know. I'm going to learn about that real soon the calendar is telling me.

Since I'm not on Face Book, I didn't understand much about what Seth had to tell us about our status there. I should have asked this at the time, but I didn't want to pretend I was stupid. What's with "live streaming" on Face Book?

(Continued on Page 18)



(Continued from Page 17)

Rick mentioned that Kent Michaels sent out info on two Corvette events, one in the Black Hills of SD and the other in Enid, OK. Both are excellent as reported by people who have been there, but Enid might be a bit closer in distance and on the calendar as it is the first Saturday in April. Call Kent if you need more info.

Speaking of events in April, Gene Holts, Judging Chairman of the Oklahoma club, said that they will have a Judging Event on April 29th in Stillwater. Scheduled for Judging is a 1958, a 1960 and hopefully a 1975. Judges will be welcomed.

Somehow, after Gene, a discussion ensued about the possibility of another Regional Judging Event in Joplin, MO. Everyone seems to remember the last one was a great success so the idea of another one is not just a dream. Brad Hillhouse, Judging Chairman of the Lincoln, NE Chapter, was asked what his club's thinking was on having such an event in Nebraska, and Brad said it was still up in the air. 2025 would be the earliest as it takes two years to get on the ticket. Lots of planning goes into such an event as is obvious if you have ever been to one. Discussing Joplin continued for awhile.

Rick indicated that he had recently received emails on insurance which enlightened us as to the fact that our June Car Show has not and will not be insured by the coverage we have through NCRS. Their insurance covers events like Judging Events and club meetings, but not our charitable car show event. That came as a shock or at least we hadn't given much thought to such coverage. Well, we gave it a lot of thought during this meeting. Dallas has done some research on what would be available to us and at what cost, which will come out of the proceeds from the show. That means our charity will have to get by with less from us. Dallas will do a little more checking as to the costs, so the discussion was tabled till next meeting.

In fear and trembling, Rick asked Brad what he had. HE SAID HE HAD NOTHING! You just never know what Brad is going to say, and now we know sometimes he likes to fool us by saying nothing! But he did say that Mike McFarland, their Chapter Chairman, had something for us. Mike said that they were planning on having a Spring event, like the 12th and 13th of May. You will have to attend next month's meeting, or at least read the next newsletter to learn more.

At 9:58 Rick decided that all of us had had enough I guess as he turned the meeting over to smiling Dave Houlihan to give another Tech Session.





North Central 2023 Spring Chapter Meet

Hosted by: Keyes Chevrolet, 303 Oak Avenue, Menomonie, WI

Friday, April 28th, 2023

TIME	ACTIVITY	NOTES
2:30pm	Arena opens	
3:00pm	Registration opens	
3:30pm	Owner's meeting	Review expectations with owners
4:00pm	Operations Judging	Performed outside, once complete the cars move inside until Saturday afternoon
4:45pm	Chassis Judging	
6:15pm	Judging floor closes and locked for the night	Sportsman cars can be removed from the arena for use; all Flight cars must stay inside
6:30pm	Dinner	Stout Craft House, Menomonie, WI, about 0.5 miles from the dealership

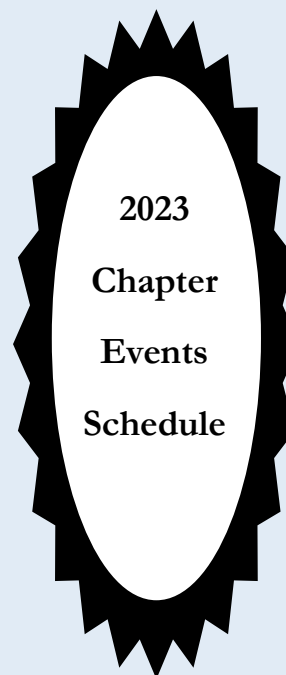
Saturday, April 29th, 2023

TIME	ACTIVITY	NOTES
7:00am	Judging Field Opens to event participants	
8:00am	Morning announcements	
8:15am	Flight Judging resumes	
Noon	Lunch	Box lunches, brought to the judging field where the cars are
12:30pm – 1:15pm	Judging School	Topic TBD
2:30pm (approximately)	Award Presentation	Cars will be released all at the same time after the awards



2023

- Mar 11 Chapter Meeting
- Mar 23-25 Tucson Regional – Casino Del Sol
- Apr 8 Chapter Meeting
- Apr 28-29 North Central Spring Chapter Judging Meet
- Apr 29 Oklahoma Judging Meet–Stillwater, OK
- May 13 Chapter Meeting
- Jun 1-3 Pittsburgh Tri State-Regional – Altoona, PA
- Jun 3 Midway USA Chapter Annual All Corvette Show
- Jun 8-10 North Central Regional – Rochester, MN
- Jun 10 Chapter Meeting
- Jul 8 Chapter Meeting
- Jul 23-27 NCRS National Convention – French Lick, IN
- Aug 12 Chapter Meeting
- Sep 9 Chapter Meeting
- Sep 14-16 Ontario Regional – Canadian Warplane Heritage Museum
- Oct 19-21 Texas Regional – Frisco, TX



Sep 7-11, 2025 - NCRS National, South Pointe Casino, Las Vegas, NV.

NCRS Cars in National Corvette Museum Rotunda for a year starting June 2023. For 70th Birthday of Corvette. 18 cars total - there will be a application required. Details to follow from National.

National New Information Page

In case you have not seen this on NCRS Technical Discussion Board, the link below takes you to a new information page with links to current NCRS announcements and documents.

<https://www.ncrs.org/contact/documents.php>





Date _____ NCRS Member # _____

National Corvette Restorers Society

Midway USA Chapter of NCRS

<http://www.midwayusancrs.org>

Membership Application

Member _____

Address _____ City: _____

State _____ Zip: _____ - _____ Email: _____

Home Phone _____ Mobile _____

List of Corvettes:

Year	Color	Style	Additional Comments for Corvette
_____	_____	_____	_____
_____	_____	_____	_____

Restoration Experience (if any) _____

Midway USA Chapter of NCRS in Wichita, KS

promotes the enjoyment, preservation and restoration of Chevrolet Corvettes.

We meet the 2nd Saturday of each month, 9:00 a.m. at Davis-Moore Chevrolet 8200 West Kellogg.

The National Corvette Restorers Society is a non-profit hobby group of thousands of families dedicated to the restoration, preservation, history and enjoyment of Corvettes. Membership in the National Organization is required in order to join local chapters. Below is the website for the National Organization.

The NCRS has organized Local Chapters around the world. Local Chapters provide the opportunity to meet NCRS Members in your region who share your love of Corvettes and the restoration and enjoyment of these fantastic cars. Chapters hold local events such as Judging Meets, Judging Schools, Road Tours and occasional social events.

If you wish to get the total NCRS experience you need to belong to one or more Local Chapters. The NCRS membership is made up of people who join for the cars and continue for the wonderful friends they have made. The easiest way to be part of that experience is through membership in Local Chapters.

Chapter Membership Dues:

Midway USA Chapter of NCRS (\$25.00) __ Check # _____ Cash _____

Nat'l NCRS Membership is Required. Register by Internet <http://www.ncrs.org/services/membership>

Nat'l NCRS Membership is \$60.00 Register by Phone (513) 760-6277

Mail this application and check written to **Midway USA Chapter NCRS:**

Dallas Keller - Midway USA Treasurer

13502 W. Rolling Hills

Wichita, KS 67235-8230

(316) 200-4125

